



STRONG PARTNERS. TOUGH TRUCKS.™

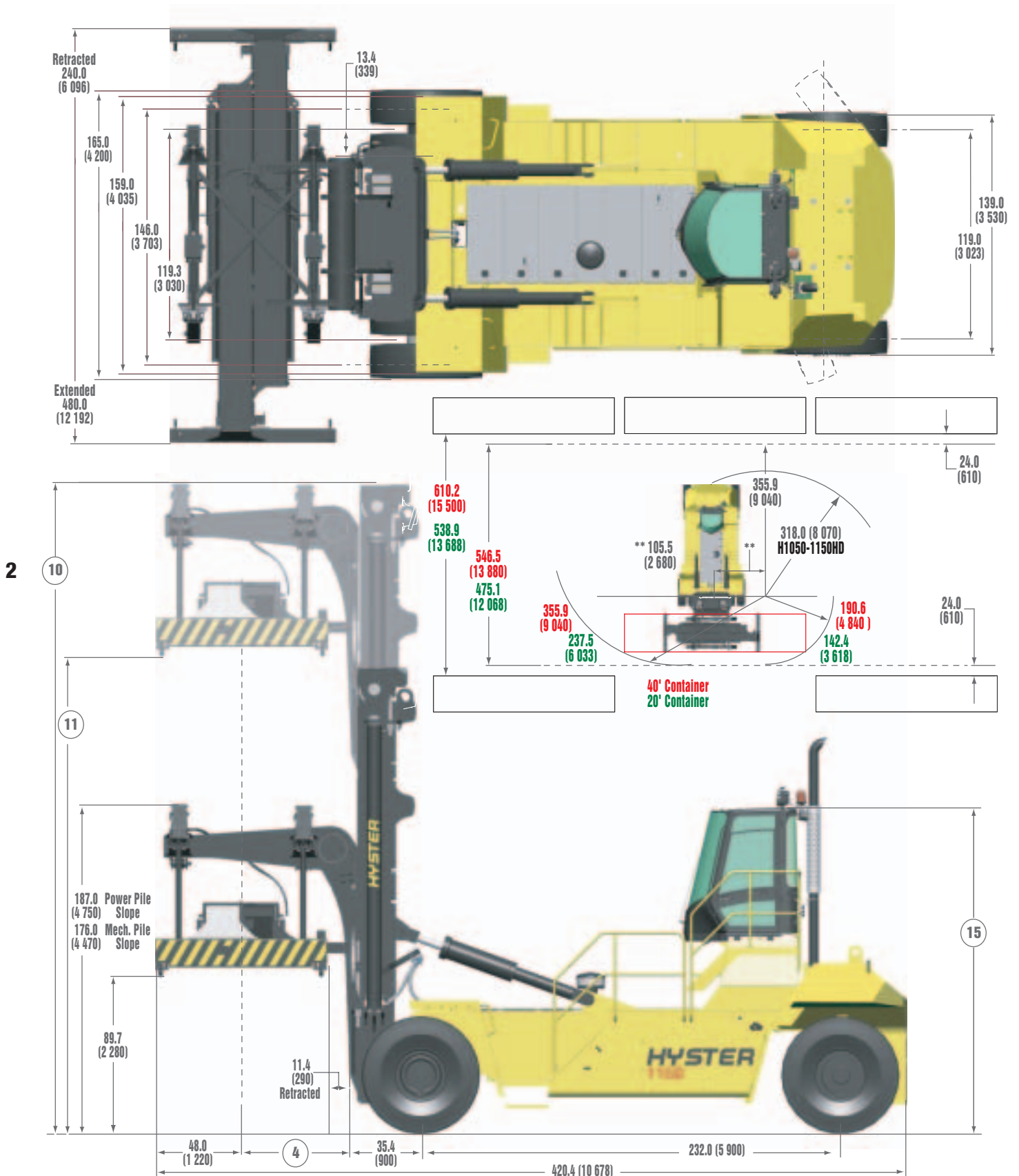
H1050-1150HD-GH

Masted Container Handler Series



TECHNICAL GUIDE

Hyster H1050-1150HD-CH Lift Truck Dimensions



Circled dimensions correspond to the line numbers on the tabulated chart inside the Technical Guide. Dimensions are in inches (millimeters).

Hyster H1050HD-CH Container Handler Specifications

GENERAL	1	Manufacturer		Hyster Company
	2	Model		H1050HD-CH Container Handler
	3	Capacity, rated, extended / retracted	lbs. (kg)	80,468 (36,500) / 88,185 (40,000)
	4	Load center, extended/retracted	in. (mm)	68.5 (1 740) / 59.0 (1 509)
	5	Power type		Cummins Diesel
	6	Operator type		Sit
	7	Tire type, front / rear		Pneumatic / Pneumatic
	8	Wheels, front / rear	(X=drive)	
DIMENSIONS	10	Mast height, overall height top of mast lowered, 4-high / 5-high	in. (mm)	308.0 (7 823) / 365.0 (9 272)
	11	Mast lift height, maximum height under twist lock, 4-high / 5-high	in. (mm)	474.0 (12 040) / 588.0 (14 935)
	12	Attachment minimum distance from ground @ twistlocks	in. (mm)	89.7 (2 280)
	13	Overall length with attachment	in. (mm)	420.4 (10 678)
	14	Tilt angle, forward / backward	Degrees °	6 / 10
	15	Height, overhead guard, 25" tire / 33" tire	in. (mm)	179.5 (4 559) / 183.0 (4 648)
	16	Operator seat height (top of seat cushion), 25" tire / 33" tire	in. (mm)	134.0 (3 404) / 138.0 (3 498)
	17	Width, drive tires (4X)	in. (mm)	165.0 (4 200)
	19	Width, steer tires	in. (mm)	139.0 (3 530)
	21	Truck turning radius, inner / outer corners	in. (mm)	23.0 (584) / 318.0 (8 070)
	22	Wheelbase, center of drive to center of steer tire	in. (mm)	232.0 (5 900)
23	Aisle for 90° stacking, 20' / 40', plus 24.0" (610 mm) safety margin	in. (mm)	538.9 (13 688) / 610.2 (15 500)	
ATTACHMENT	24	Mechanical Pile Slope, (+ / -), 20' / 40' container	Degrees °	6.0
	25	Optional, Pile Slope, (+ / -), 20' / 40' container	Degrees °	6.0
	26	Slew and Reach	in. (mm)	9.5 (240)
	27	Side shift, one direction / total	in. (mm)	16.0 (406) / 32.0 (813)
PERFORMANCE	28	Stability (Comply with ANSI?) *		YES
	29	Travel speed, NL / RL	mph (km/h)	14.0 (22.5) / 12.0 (19.3)
	30	Lift speed NL / RL	ft/minimum (m/s)	51.0 (0.26) / 47.0 (0.24)
	31	Hydraulic tank, capacity	gal. (liter)	158.0 (598)
	32	Lowering NL / RL	ft/minimum (m/s)	98.0 (0.50) / 98.0 (0.50)
	33	Drawbar pull, 4-speed autoshift @ 0 & 1.0 mph, RL	lbf. (kN)	80,703 (359) / 53,502 (238)
34	Gradeability @ 1.0 mph, NL / RL	Percent %	33 / 22	
WEIGHT	35	Weight, total approximate with attachment NL	lbs. (kg)	155,532 (70 548)
		Weight, mast / gantry and spreader, mechanical pile slope	lbs. (kg)	33,025 (14 984) / 28,130 (12 763)
	36	Axle loading, static, drive / rear - NL	lbs. (kg)	98,986 (44 912) / 55,329 (25 104)
		Axle loading, static, drive / rear - RL	lbs. (kg)	223,255 (101 295) / 19,245 (8 732)
TIRES & WHEELS	37	Size of tires, drive / rear		18.00 x 25 / 18.00 x 25
	38	Tread, center of tires drive / rear	in. (mm)	146.0 (3 708) / 119.0 (3 023)
	39	Ground clearance, under mast / center wheelbase - RL	in. (mm)	13.3 (338) / 18.3 (465)
	40	Drive axle, manufacturer / type		Axle Tech Meritor / Planetary Reduction
	41	Steer axle, manufacturer / type		Kessler / Hydrostatic
	42	Brakes, service / type I parking / type		Hydraulic / Wet Disc I Spring / Dry Disc
POWER UNIT & DRIVETRAIN	43	Power unit, internal combustion engine		Cummins QSM11
	44	Power unit, horsepower rating,	hp (kw)@rpm	300 (224) @1,800 / 300 (224) @2,100
	45	Power unit, cylinders / displacement	cu.in. (liters)	6 / 659 (10.8)
	46	Governed speed NL	rpm	2,280
	47	Peak torque	ft-lbs. (N•m) @ rpm	1050 (1 424) @ 1,400
	48	Fuel tank, capacity	gal. (liters)	175.0 (662)
	49	Fuel consumption	gal.hr (l/hr)	4.9 (18.5)
	50	Battery, voltage / cold cranking amps	V / Ah	24 / 900
	51	Transmission manufacturer, type		Dana Spicer (Clark) TE-27 Series / 4-Speed Auto Powershift

Hyster H1150HD-CH Container Handler Specifications

GENERAL	1	Manufacturer		Hyster Company
	2	Model		H1150HD-CH Container Handler
	3	Capacity, rated, extended / retracted	lbs. (kg)	88,185 (40,000) / 88,185 (40,000)
	4	Load center extended / retracted	in. (mm)	68.5 (1 740) / 59.0 (1 509)
	5	Power type		Cummins Diesel
	6	Operator type		Sit
	7	Tire type, front / rear		Pneumatic / Pneumatic
	8	Wheels, front / rear	(X=drive)	
DIMENSIONS	10	Mast height, overall height top of mast lowered, 4-high / 5-high	in. (mm)	313.0 (7 950) / 370.0 (9 400)
	11	Mast lift height, maximum height under twistlock	in. (mm)	478.0 (12 141) / 592.0 (15 037)
	12	Attachment minimum distance from ground @ twistlocks	in. (mm)	89.7 (2 280)
	13	Overall length with attachment	in. (mm)	420.4 (10 678)
	14	Tilt angle, forward / backward	Degrees °	6 / 10
	15	Height, overhead guard, 25" tire / 33" tire	in. (mm)	179.5 (4 559) / 183.0 (4 648)
	16	Operator seat height (top of seat cushion), 25" tire / 33" tire	in. (mm)	134.0 (3 404) / 138.0 (3 498)
	17	Width, drive tires (4X)	in. (mm)	165.0 (4 200)
	19	Width, steer tires	in. (mm)	139.0 (3 530)
	21	Truck turning radius, inner / outer corners (spreader retracted) 20'	in. (mm)	23.0 (584) / 318.0 (8 070)
	22	Wheelbase, center of drive to center of steer tire	in. (mm)	232.0 (5 900)
	23	Aisle for 90° stacking, 20' / 40', plus 24.0" (610 mm) safety margin	in. (mm)	538.9 (13 688) / 610.2 (15 500)
	ATTACHMENT	24	Mechanical Pile Slope, (+ / -), 20' / 40' container	Degrees °
25		Optional, Pile Slope, (+ / -), 20' / 40' container	Degrees °	6.0
26		Slew and Reach	in (mm)	9.5 (241)
27		Side shift, one direction / total	in (mm)	16.0 (406) / 32.0 (813)
PERFORMANCE	28	Stability (Comply with ANSI?) *		YES
	29	Travel speed, NL / RL	mph (km/h)	14.9 (24.0) / 12.4 (20.0)
	30	Lift speed NL / RL	ft/minimum (m/s)	59.0 (0.30) / 51.0 (0.26)
	31	Hydraulic tank, capacity	gal. (liter)	158.0 (598)
	32	Lowering speed NL / RL	ft/minimum (m/s)	98.0 (0.50) / 98.0 (0.50)
	33	Drawbar pull, 4-speed autoshift @ 0 & 1.0 mph, RL	lbf. (kN)	82,052 (365) / 59,572 (265)
	34	Gradeability @ 1.0 mph, NL / RL	Percent %	31 / 23
WEIGHT	35	Weight, total approximate with attachment NL	lbs. (kg)	175,569 (79 637)
		Weight, mast / gantry and spreader, power pile slope	lbs. (kg)	38,555 (17 493) / 30,424 (13 800)
	36	Axle loading, static, drive / rear - NL	lbs. (kg)	106,880 (48 480) / 64,066 (29 060)
		Axle loading, static, drive / rear - RL	lbs. (kg)	229,369 (104 040) / 29,762 (13 500)
TIRES & WHEELS	37	Size of tires, drive / rear		18.00 x 33 / 18.00 x 33
	38	Tread, center of tires drive / rear	in. (mm)	146.0 (3 708) / 119.0 (3 023)
	39	Ground clearance, under mast / center wheelbase - RL	in. (mm)	18.0 (457) / 23.0 (584)
	40	Drive axle, manufacturer / type		Axle Tech Meritor / Planetary Reduction
	41	Steer axle, manufacturer / type		Kessler / Hydrostatic
	42	Brakes, service / type I parking / type		Hydraulic / Wet Disc I Spring / Dry Disc
POWER UNIT & DRIVETRAIN	43	Power unit, internal combustion engine		Cummins QSM11
	44	Power unit, horsepower rating,	hp (kw)@rpm	365 (272) @1800 / 335 (250) @2100
	45	Power unit, cylinders / displacement	cu.in. (liters)	6 / 659 (10.8)
	46	Governed speed NL	rpm	2,280
	47	Peak torque	ft-lbs. (N•m) @ rpm	1,235 (1 674) @ 1,400
	48	Fuel tank, capacity	gal. (liters)	175.0 (662)
	49	Fuel consumption	gal.hr (l/hr)	5.0 (18.9)
	50	Battery, voltage / cold cranking amps	V / Ah	24 / 900
	51	Transmission manufacturer, type		Dana Spicer (Clark) TE-32 Series / 4-Speed Auto Powershift

Note: Specifications are based on a 5-high 9' 6" model H1150HD Container Handler equipped with 18:00 x 33 tires unless otherwise noted.

Hyster H1050-1150HD-CH Standard Features and Options

CAPACITY:

Model H1050HD-CH: 88,185 lbs. (40 000 kg) under the spreader.
Model H1150HD-CH: 88,185 lbs. (40 000 kg) under the spreader.

Rated capacities are for trucks equipped with:

- 474.0" (12 040 mm), height under twist lock, 4-high, 2-stage VISTA® mast (H1050HD)
- 592.0" (15 037 mm), height under twist lock, 5-high, 2-stage VISTA® mast (H1150HD)

STANDARD EQUIPMENT

Complete truck equipped with:

- 474.0" (12 040 mm), height under twist locks, 2-stage VISTA® mast (H1050HD) or 592.0" (15 037 mm), height under twist locks, 2-stage VISTA® mast (H1150HD)
- Gantry mounted ELME 818 spreader 20' - 40' with mechanical pile slope (H1050HD) or Gantry mounted ELME 818 spreader 20' - 40' with power pile slope (H1150HD)
- Cummins QSM11 turbo charged diesel engine
- 4-Speed powershift transmission with autoshift
- 18.00 x 25 Radial (Michelin XZM) drive and steer tires (H1050HD) (optional for H1150HD)
- 18.00 x 33 36-ply treaded (E4-ELS-2) drive and steer tires (H1150HD) (optional for H1050HD, includes H1150HD counterweight group)
- Directional shift lever
- Hydraulic control valve for main and auxiliary functions
- Hose group
- Electronic twist lock position indicator with L.E.D. signals and audible tone (TWIST Module)
- 6 degree forward, 10 degree back tilt
- Overhead exhaust
- Up and back operator position
- Cab - includes tinted window, intermittent front wipers, top and rear wipers, heater with 3 speed fan, interior fan and light, front and rear window defrosters, overhead and rear sunshades, map reading light, monitoring system mounting platform, multifunctional display panel, steering wheel spinner knob, hand rails for operator entry/exit and floor mat
- Engine compartment light
- Lights by stairs
- Visible and audible alarm
- 175 Gallon fuel tank capacity
- Wide drive axle
- Air conditioning
- 12 Volt DC to DC converter (one outlet)
- Container guides
- Seat-side, hydraulic lever control
- Mast lifting eyes
- Tilt steering wheel
- Steer wheel nut guards
- 2 Rearview wide angle isolated mirrors
- Air horn
- Mechanical, full suspension cloth seat with integrated, adjustable armrest and seatbelt
- Hydraulic wet disc brakes
- Halogen light package - includes 4 floodlights, 2 headlights and 2 front marker lights on fenders, 2 rear drive lights, 2 brake and backup lights, turn signals with hazard switch, 2 work lights on the container attachment
- 24 Volt electrical system with 70 Amp alternator
- Mechanical tilt indicator
- Operators manual

OPTIONAL EQUIPMENT

The following equipment is available for the H1050-1150HD model series:

- Seat options: Mechanical, full suspension (high backrest) cloth seat with integrated, adjustable armrest and seatbelt; Air ride, full suspension cloth seat with integrated, adjustable armrest and seatbelt; or Air ride, full suspension (high backrest) cloth seat with integrated, adjustable armrest and seatbelt
- High intensity discharge lights - includes 3 HID lights: 2 front, 1 back, 2 halogen on spreader
- Joystick control, includes rotation function
- Accumulator, 1.0 gallon (3.8 liter) capacity
- Tire options: 18.00 x 25 -40 bias ply treaded (E4-ELS-2) drive and steer tires; 18.00 x 25 - 40 bias ply slick (STMS LS5) drive and steer tires; 18.00 x 25 radials slick (VSMS L5); 18.00 x 33 - 36 bias ply treaded (E4-ELS-2) for H1050HD; 18.00 x 25 Radial (Michelin XZM) for H1150HD
- Wide Twistlock Position (WTP) spreader with extendable end beams to enable picking of containers with corner castings spaced at 8'6" (wide) position. This spreader is designed to accept slave attachments for handling JB Hunt style containers and also slave attachments with piggy back legs for bottom picking.

Hyster H1050-1150HD-CH Standard Features and Options

Mast & Attachment

- 3.5" thick mast flanges
- Mast channel side thrust blocks
- 5-high, 9' 6" container stacking
- Twist lock With Indicator Signal and Tones (TWIST) module
- Transistor controlled ELME 818 20.0 ft. / 40.0 ft. gantry mounted container handler attachment

Chassis

- Two models in series
- 232.0 Inch wheelbase
- 10-Bar rims
- 18.00 x 25 tires on both drive & steer axles (H1050HD)
- 18.00 x 33 tires on both drive & steer axles (H1150HD)
- Strong yet simple box-frame construction
- 175 gallon fuel tank yielding in excess of 30 hours of runtime
- 3-point operator ingress/egress

Electrical System

- "Deutsch" sealed connectors, used throughout the entire truck, offers full protection against the elements.

Operator Compartment

- Ergonomic operator compartment with full-suspension cloth seat

- Seat-side lever (standard) or joystick (optional) hydraulic controls
- 74 dB noise level in operator compartment
- Excellent 360 degree operator visibility
- H-pattern windshield wiper system

Engine, Transmission and Cooling System

- Two engine-transmission combinations
 - Cummins 290 Hp Engine / Dana Spicer (Clark) TE-27 series transmission
 - Cummins 330 Hp Engine / Dana Spicer (Clark) TE-32 series transmission
- 15.7" torque converter results in maximum engine horsepower output to the drive wheels
- Separately serviceable four section side-by-side rubber mounted aluminum welded radiator

Steering System

- Hydrostatic, 40-ton capacity steer axle
- Cantilevered steer spindles reduce steer tire wear

Brake System

- Hydraulic wet disc service brakes
- Spring-activated, hydraulic release automotive-style dry disc parking brake


Hydraulic System

- Leak-free ORFS hose fittings
- Rubber mounted hydraulic components

- Heavy-duty double section hydraulic pumps
- Bolt-on hydraulic tank with magnetic particle suction strainers and service access panel
- 10-micron return-line filters
- 20-micron in-line high pressure filter
- Dedicated hydraulic oil cooler
- 47 feet/minute rated load lifting speed (H1050HD)
- 51 feet/minute no load lifting speed (H1050HD)
- 51 feet/minute rated load lifting speed (H1150HD)
- 59 feet/minute no load lifting speed (H1150HD)
- 98 feet/minute rated load/no load lowering speed
- Exceptional service access
- Pilot-operated hydraulics
- 3,550 psi hydraulic relief pressure
- 3,200 psi operating pressure with rated load

Special attachments, equipment or accessories not listed above may be available through Applications Engineering for specific application requirements.

6









Hyster Company
P.O. Box 7006
Greenville, North Carolina
27835-7006

Part No.: H1150HDC/TG
1/2006 Litho in U.S.A.

Visit us online at www.hysterusa.com or call us at 1-800-HYSTER-1.

Hyster, , SpaceSaver, VISTA and MONOTROL are registered trademarks of Hyster Company. Fortis, DuraMatch, Pacesetter VSM, TouchPoint, TouchControl, Challenger, and  UNISOURCE are trademarks of Hyster Company. Hyster products are subject to change without notice.

